



## MALAYSIAN JOURNAL OF BIOCHEMISTRY & MOLECULAR BIOLOGY

The Official Publication of The Malaysian Society For Biochemistry & Molecular Biology  
(MSBMB)

<http://mjbmb.org>

### MICROBIAL FUEL CELL AS EMERGING TECHNOLOGY: IMPLEMENTATION POTENTIAL AT CHINI LAKE

Muhammad Najib Ikmal Mohd Sabri<sup>1</sup>, Hartini Alias<sup>2</sup>, Nor Asniza Ishak<sup>3</sup>, Salwa Mohd Zaini Makhtar<sup>4</sup>, Husnul Azan Tajarudin<sup>1</sup> and Muaz Mohd Zaini Makhtar<sup>1,5\*</sup>

<sup>1</sup>*School of Industrial Technology, Bioprocess Technology Division, Universiti Sains Malaysia, 11800 Penang, Malaysia*

<sup>2</sup>*Center for Innovation and Consultation, Universiti Sains Malaysia, 11800 Penang, Malaysia*

<sup>3</sup>*School of Educational Studies, Universiti Sains Malaysia, 11800 Penang, Malaysia*

<sup>4</sup>*Faculty of Civil Engineering Technology, University Malaysia Perlis, 01000 Perlis, Malaysia*

<sup>5</sup>*Fellow of Center for Global Sustainability Studies, Universiti Sains Malaysia, 11800 Penang, Malaysia*

\*Corresponding Author: [muazzaini@usm.my](mailto:muazzaini@usm.my)

#### REVIEW ARTICLE

##### Abstract

The concerns about pollution, resource depletion, and climate change as a result of continued use of traditional fossil and nuclear fuels have sparked an upsurge in interest in renewable energy sources. The energy policies were created to promote the use of sustainable energy. Renewable energy is expected to meet roughly 15-20 percent of the world's energy needs by 2030. As a result, there is a pressing need for innovative technologies that might make renewable resources more accessible to meet this rising demand. This review found tremendous evidence that resources from Tasik Chini may be transitionally converted into electricity generation through the implementation of microbial fuel cell (MFC) technology. MFC are bio-electrochemical devices that work by harnessing the power of respiring microbes and converting organic substrates directly into electrical energy. The device is consisted of MFC reactor, external circuit, and voltage measurement system. Diversified electrogenic bacteria broke down the carbons present in the organic fuel and produced proton, electron, carbon dioxide and electricity. This paper presents the principle and current development in the domain of MFC. It gives potential future applications, including the bioremediation process for sustainable development in Tasik Chini, which simultaneously generates electricity for Orang Asal's daily usage.

International E-Conference of  
Science and Biosphere Reserve  
2021

##### Keywords:

*Membrane-less microbial fuel cell;  
bioremediation; bioconversion;  
electricity; renewable energy*

#### INTRODUCTION

Malaysia has a solid variety of energy resources, including non-renewable energy sources like coal, natural gas, and oil, as well as renewable energy sources like hydro, solar, and biomass. Derived on how the generation of electricity significantly affects energy security, climate change and even fluctuation of crude oil price [1]. Nowadays, the world is more circumspect as it moves on to green technology applications, thus addressing the issues of energy and environment simultaneously [1]. According to

[2] by 2020, final energy demand by Malaysia is projected will reach 116 Mtoe based on an annual growth rate of 8.1% [2]. Furthermore, the government recognises that global warming and climate change would have a direct impact on Malaysia's economic viability as a developing country [3]. Malaysia also gets involve with transition on implementation of renewable energy since 2000 whereas there are several policies and actions such as eighth Malaysia Plan (MP), Small Renewable Energy Program, National Green Policy and National RE Plan 2010. These

all contribute to reducing dependency on fossil fuels and environmental integrity and energy security [4].

### CURRENT NON-RENEWABLE ENERGY RESOURCES

Non – renewable energies can be divided into coal, natural gas and crude oil (petroleum). Malaysia has discovered three coal-producing provinces in Sarawak, Sabah, and Peninsular Malaysia. In 1992, coal contributed 9.5 percent of Malaysia's electricity.[5].Comprehensively 57% from 26 265 MW of total estimated plant generating capacity were came from natural gas until end of 2010 [3].

Petroleum production is seen to be declining (Figure 1) after reaching a high of 861.8 thousand barrels per day in 2004. As a result, petroleum production has begun a period of decline [1].Various studies report that the spillage and leakage of crude oil may lead to pollution especially soil pollution as high as 10% w/w [6] due to complex mixtures of several thousands of hydrocarbons [7]. Malaysia has recently experienced a significant increase in air pollution, which has had a negative impact on the ecosystem. Coal, natural gas, and petroleum combustion were responsible for the pollutants. Malaysia's overall CO<sub>2</sub>emission has been significantly growing for the past 26 years, as illustrated in Figure 2.

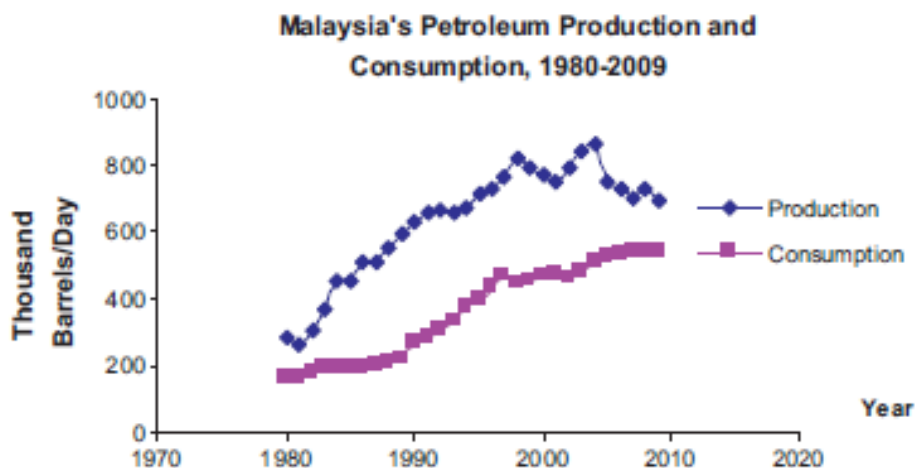


Figure 1: Malaysia's petroleum production and consumption, 1980 – 2020 [1].

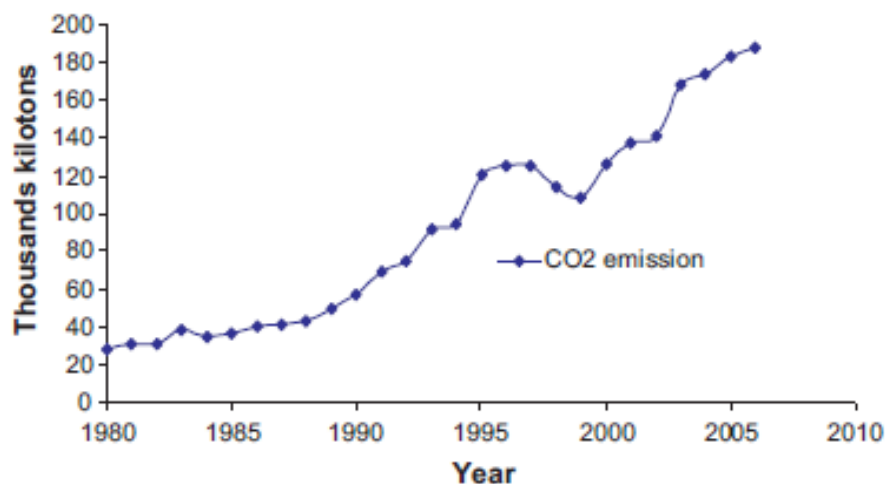


Figure 2: CO<sub>2</sub> emission at Malaysia, 1980 – 2006 [1].

## CURRENT RENEWABLE ENERGY RESOURCES

Much of the prior literature on energy has focused on how renewable energy can be generated in a sustainable way, which is defined as living, consuming, and creating in a way that serves current requirements without jeopardising future generations' capabilities [8]. Overall renewable energy clearly can achieve 2°C climate goal as increment in the share of renewable energy in the final energy consumption from 19% in 2017 to 65% by 2050 [9].

There are hydro, solar and biomass which are mainly contributed in Malaysia. Contribution of hydroelectric about 2.8% (2000 MW) of Malaysia's total electricity requirements and providing 6% of world energy supply [1,10]. The abundance of solar radiation in Malaysia makes it highly potential for solar power generation [11]. Azhari et al. [12] calls our attention on how much high solar radiation generated by Malaysia in August and November which estimated at 6.8 kWh/m<sup>2</sup>. Report by Husain et al. [13] highlighted total biomass energy potential is equivalent to 2 – 3% of total power production in the country hence abundant on renewable sources of energy in Malaysia are came from both solar and biomass [1]. Despite of relay on these two sources of energy, let us now turn to newly emerging energy – based technology named as microbial fuel cell (MFC). MFC technology can assist and can convert chemical energy of feedstock into electricity through the metabolic activity of

microorganisms which consist of two compartments; anode and cathode separated by an ion – permeable material.

## MICROBIAL FUEL CELL HISTORY

Back in 1911 which idea for implementation of microbial fuel cells to produce electricity was first conceived by [14]. The idea showed that it is possible to generate electricity from cultures of the bacterium *Escherichia coli*. Later 1931, research by [15] added some significant knowledge when he reported that the creation of an assembly of microbial half fuel cells stack connected in series capable of producing over 35 V but the current generated through this stack was only 2 mA. A significant influence factor was present on early 1980s in the area of MFC research was received by work of [16], power density improve by usage of chemical mediators as electron shuttle which meant fuel cell would only work if the mediators were in the room.

MFCs have recently been found to include oxidised state. These mediators can easily shorten by trapping electrons from within the membrane and releasing them to the anode, where they are oxidised in the bulk solution in the anodic chamber [17]. Table 1 summarizes preliminary history of MFC started on 1791 until early 2000.

**Table 1:** Preliminary history of MFC.

Year	Description	References
1791	<ul style="list-style-type: none"> <li>Luigi Galvani</li> <li>Applied current to dead frog legs, the legs twitching</li> <li>Biological reactions and electric current are closely related.</li> </ul>	(48)
1911	<ul style="list-style-type: none"> <li>Publication by Potter about MFC report on the ability of microorganisms to transform organic substrate (chemical energy) into electricity.</li> <li>The production of electrical energy from living cultures either <i>Escherichia coli</i> or <i>Saccharomyces</i>.</li> <li>The first MFC proving that biological process produces bioelectricity.</li> </ul>	(14,49,50)
1980	<ul style="list-style-type: none"> <li>H. Peter Benneto</li> <li>Succeed in extracting electric power from MFCs</li> <li>Employed pure cultures to catalyse the oxidation of organics and utilizing artificial electron mediators; to facilitate electron transfer.</li> </ul>	(16,51)
Early 2000s	<ul style="list-style-type: none"> <li>Two robots were developed; Chew – Chew and EcoBot I</li> <li>These two robots powered by MFCs</li> </ul>	(52,53)

## ELECTROGENIC BACTERIA IN MFC

Electroactive or electrogenic microorganisms are the core of the MFC technology. There are also a number of mechanisms for electron transfer such as mediated electron transfer and interspecies electron transfer besides direct electron transfer itself [18].

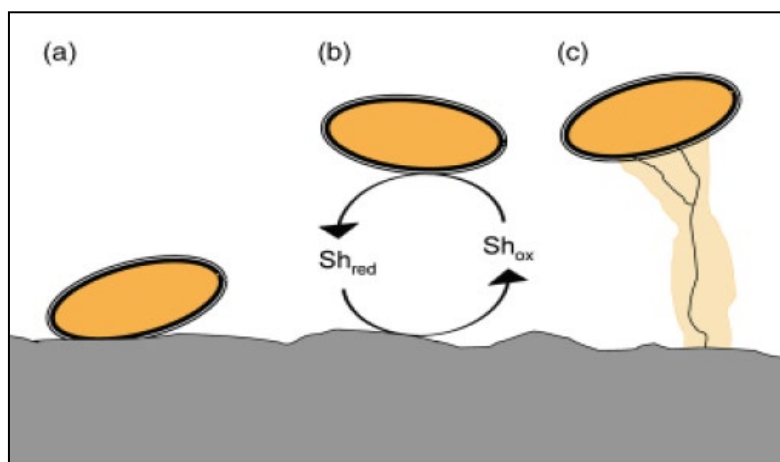
Generation of electricity through microorganism by exchanging electrons with electrodes while oxidizing

organic also called as bacterial exocellular electron transfer principle plays an vital role in anaerobic microbial communities that degrade both inorganic electron acceptors; iron- and manganese- oxide and organic matter for growth [19, 20]. Several decades later, research Anaerobic current productions will occurred when there is enrichment of Clostridia on the anode biofilm due to nitrogen cycle; *N<sub>2</sub>*- fixing bacteria [21]. There were three methods to transfer the electron to the anode; [1] direct

transfer from the cell walls of microbes to the anode surface, [2] using biomolecules secondary to shuttle electrons to the anode or [3] the transfer of electrons through a conductive appendages, called "nanowires", planted by microbes (Figure 3).

Table 2 and 3 illustrated the famous and frequent used of bacteria in MFC. Research conducted by [22]

highlighted that bacterial diversity and operating environment affect the biodegraded products generation. This phenomena can be seen on the reductive breakdown of azo bonds been further degrade through aerobic condition by the presence of several oxidoreductases also called as oxidative degradation [23].



**Figure 3:** Electron transport in microbial fuel cells (a) direct electron transfer, (b) an electron shuttling and (c) solid conductive appendages, called "nanowires" [24].

**Table 2:** Overview of axenic bacteria culture applied in MFCs.

Organism	References
<i>Shewanella putrefaciens</i>	(54,55)
<i>Geobacter sulfurreducens</i>	(8,56)
<i>Geobacter metallireducens</i>	(57,58)
<i>Desulfuromonas acetoxidans</i>	(58)
<i>Rhodospirillum rubrum</i>	(26)

**Table 3** Overview of mixed bacterial culture applied in MFC.

Microorganisms	Substrate	Anode	Current (mA)	Power (mW/m <sup>2</sup> )	References
<i>Mixed seawater culture</i>	Acetate	Graphite	0.23	10	(58)
	Sulphide/acetate		60	32	(59)
<i>Mixed active sludge culture</i>	Acetate	Graphite	5	-	(60)
	Glucose		30	3600	(61)
	Sewage	Woven graphite	0.2	8	(62,63)

## MFC CONCEPT

Fundamentally MFC construct through duo of terminals which are negative (anode) and positive (cathode); microorganism inside MFC plays a vital role for generate electrons. The anode terminal oxidised organic matter like fuel, yielding CO<sub>2</sub>, electrons, and protons, whereas the

cathode terminal received electrons generated by an external circuit owing to electrophilic attraction. There will be three concepts in total: biological, chemical, and electrical (Figure 4).

that are most important for biological metabolism inside cell. Major sources of energy in cellular processes is the phosphate group, its complicated name is adenosine triphosphate (ATP). In MFCs energy production occurs when electrons were passed through an electron transport chain (ETC) and protons are translocated across the cell membrane to generate energy in the form of adenosine triphosphate (ATP).

Secondly chemical reaction that usually occur in MFC system are reduction and oxidation popularly called as redox reaction [24, 25]. MFC developed as anode catalyst where microorganism is used as biocatalyst for the redox

reaction. Capability of electrogenic bacteria for generating and transferring electrons through nanowires (*Geobacter sulfurreducens*) and electron shuttle (*Pseudomonas aeruginosa*) [25, 26].

Next, electrical energy yield occurs when biomass-based materials oxidise, resulting in the formation of free electrons that pass through an external circuit in MFCs [27]. Production electrical power (W) based on the rate of electrons moving through the circuit; current (amps) besides electrochemical potential difference (V) across the electrodes [28].

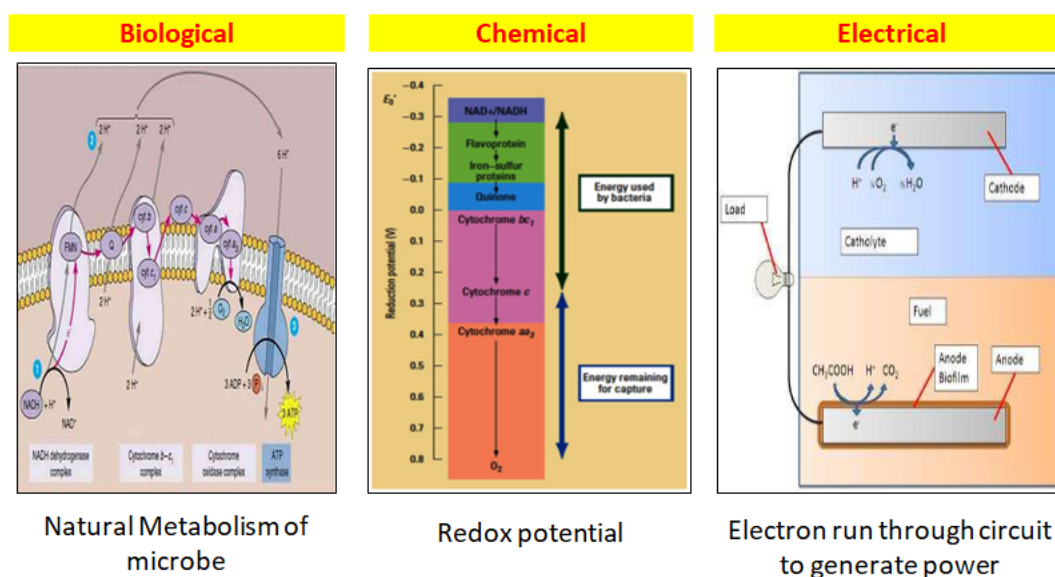


Figure 4: Three concepts in MFC [47].

## MFC CONFIGURATION

Along the appropriate optimization of architecture (Figure 5), microbial fuel cells are able to power a wide range of devices such as power sensors for environmental parameters monitoring at various intervals, store energy in external storage device; capacitor and power devices placed under water environment [29, 30]. Single chamber, double chamber, tubular membrane, stack design, and flat – plate MFCs are all popular designs.

Single chamber MFC designed to characterize the performance either anodic or cathodic chambers separately. Common single chamber possessed aeration on anodic chamber without included cathodic chamber. MFCs' internal resistance is reduced, resulting in increased electricity output [31]. Then there's the dual chamber. One cathode chamber and one anode chamber were joined by a bridge and divided by a proton or cation exchange membrane, which allowed protons to pass through to the cathode while blocking oxygen passage into the anode. Chemically the plain carbon

cathode was catalyst and coated in ferricyanide due to platinum expensively [31, 32].

Tubular membrane orientation practically placed as closely as possible inside reactor developed 112 – 240 mV higher than outside the reactor. Based on Zuo et al. [33] higher power densities of tube cathode were curbed by internal resistance of reactor, which was measured to range from 66 to 131  $\Omega$ . While stack MFC can be separated into parallel and series circuits, copper wire is used to connect electrodes and screw fasteners are used to hold them together. Both research by [34, 35] observed that effect of maximum power output per MFC unit no visible adverse which coulombic efficiency diverged greatly in two arrangements with parallel connection giving about six times efficiency more when both the series were operated at the same volumetric flow rate. Finally, when compared to single chambered MFC, flat – plate can provide a maximum power density for domestic wastewater of 72 mW/m<sup>2</sup>, an increase of 2.8 times. Basically the structure of flat – plate similar to chemical fuel cell whose designed by Min and Logan [36].

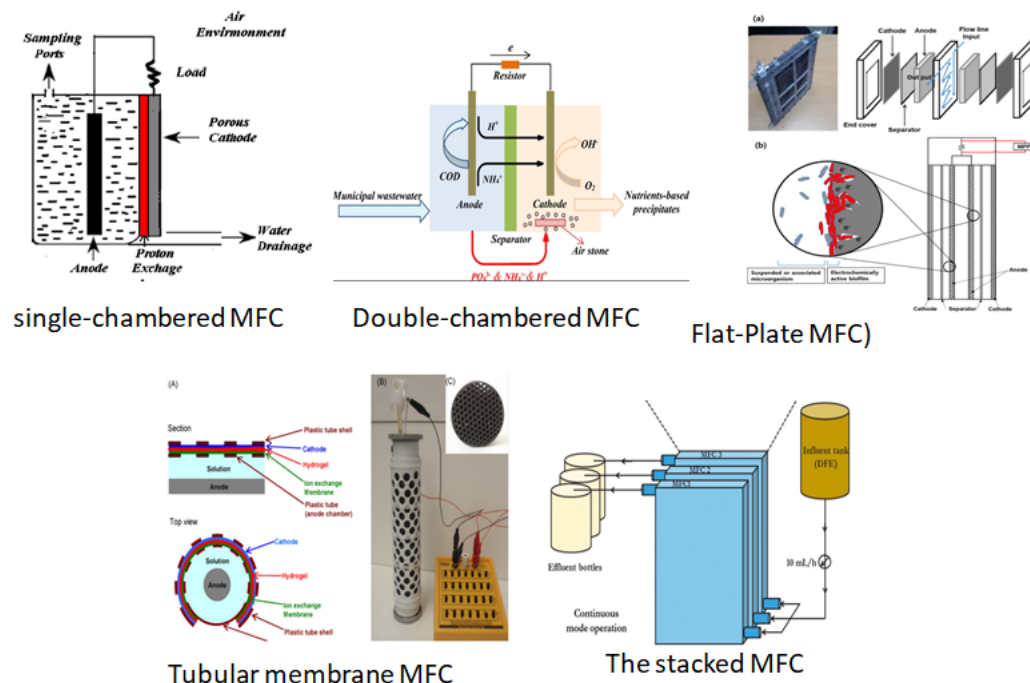


Figure 5: Typical configurations of MFC.

## SUBSTRATE FOR ELECTRICITY GENERATION IN MFC

MFC may generate power from a variety of substrates. The substrate consist of complex that may contribute as nutrient for microorganisms to conduct metabolism and delivery energy; inside MFCs, which are the most important ingredients for determining electricity [37]. Research done by [38] demonstrated that effectiveness and economic viability of converting organic wastes (Figure 6) to bioenergy are determined by the waste material's qualities and components, such as the chemical structure of the organic compound that could be transformed into a product or fuel. Pure chemicals such as glucose, ethanol, and cysteine as an amino acid have been used in MFC research to generate electricity, according to current studies. There had been studies on the generation of energy directly from complex organic wastewater, such as municipal wastewater, industrial wastewater and ocean sediments. Industrial wastewater can categorized into starch and brewery wastewater [39].

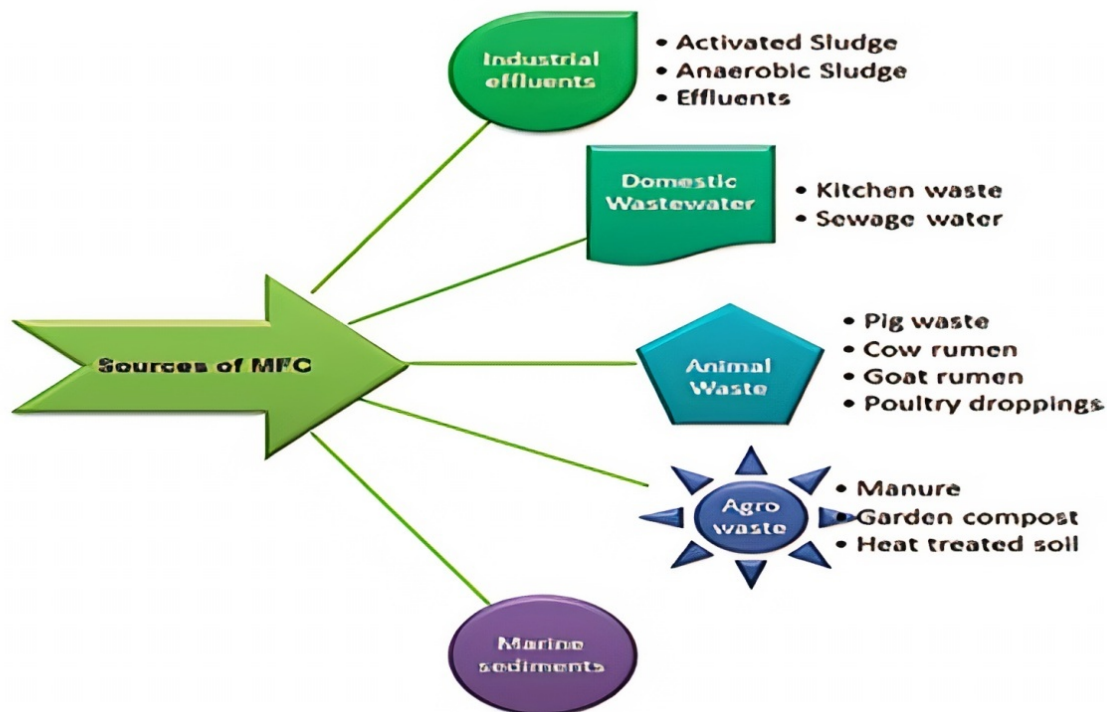
Lignocellulosic composed of three major components named cellulose, hemicellulose and lignin. The complex structures of lignocellulosic causes trouble for understanding fermentation performance of cellulose, hemicellulose and lignin in biogas production [40]. Furthermore, because of their low cost and environmental concern, lignocellulosic biomass is gaining a lot of attention as a precursor for the creation of carbon-rich materials. Figure 6 summarized sources that include lignocellulosic as well.

## POTENTIAL CARBON SOURCES AT TASIK CHINI

Tasik Chini is a lakeside located at Pekan District, the south – eastern of Pahang. Tasik Chini is the second largest freshwater lake in Malaysia after Tasik Bera, which covers an area of 202 ha [41]. Tasik Chini was previously recognised as a nature region with a diverse range of flora and fauna, as well as biological resources such as 51 types of low forest plants. There are further mountains known as Mount Chini, which are densely forested. Because of its unique habitat and strong tourism potential, it is a popular tourist destination. Tasik Chini has been endorsed as the pioneer of Reserve Biosphere in Malaysia [42].

As reported by [43], Pahang's government has set aside 8.1 hectares of critical land for a natural laboratory under the supervision of Universiti Kebangsaan Malaysia's Tasik Chini Research Centre (UKM). This research centre was created in accordance with Pahang's Rancangan Struktur Negeri 2050 for conservation and long-term development along the Tasik Chini [44]. Scientist from UKM research centre planned constructively to replanting trees in watershed areas estimated as much as 11k trees in the deforested areas. There will be an abundance and renewability of cellulosic and lignocellulosic materials sourced from Tasik Chini coming of this conservation. Dead leaves, forestry leftovers, and lakefront mud, for example, are comprised as carbon resources yet converted into renewable energy through MFC technology. These all can be summarized in Table 4.0 as list up the most common used for lignocellulosic biomass applied in MFC.





**Figure 6:** Type of source of MFC.

## IMPACTS OF MFC TOWARDS TASIK CHINI

Energy is vital to humanity's survival. Limited access to modern electricity is a common problem in remote areas. Biomass energy is also a renewable energy source that can be used as an alternative power source, perhaps reducing the strain on those indigenous people, also known as Orang Asli, on their daily expenses. Table 4 summarized five villages that located along Tasik Chini. Based on [41] about 55% of monthly household income been used to buy gasoline. While Figure 7 exhibits the impact of MFC for bioremediation and electricity generation toward Tasik Chini.

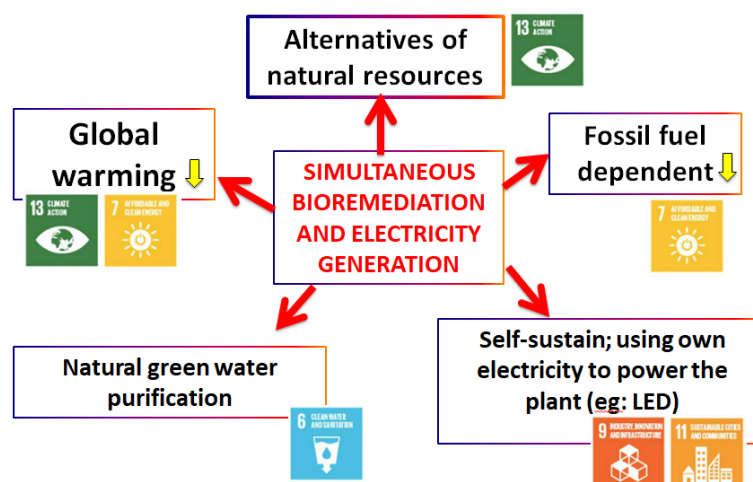
According to a previous study on Orang Asli entrepreneur development, the majority of Orang Asli delved into the handicraft sector and earned up to RM 2000 a month [45]. Perhaps, these handicraft wastes can be well utilized

and converted into bioenergy integrated technology of MFC. It has established that MFC technology can utilized all those wastes into fuels [38] thus can provide a sources of electrical energy for those aboriginal; Orang Asli.

Based on Figure 7, MFC technology had given a numerous advantage which can reduce global warming, alternatives of natural sources, low dependency on fossil fuel, gain a self – sustain, generation own electricity to power plant and usage as purification of natural water. Malaysia is one step moving toward application of Sustainable Development Goal (SDG), by implementation of MFC technology SDG 13 (Climate Action), SDG 7 (Affordable and Clean Energy), SDG 9 (Industry, Innovation and Infrastructure), SDG 11 (Sustainable Cities and Communities) and SDG 6 (Clean Water and Sanitation) can be achieved [46].

**Table 4:** List of substrates lignocellulosic based with MFC applications.

No	Type of biomass (substrate)	Type of MFC	COD removal (mg/L)	Voltage	Power density	Reference
1	Grass	<ul style="list-style-type: none"> <li>Mediator – less single chamber</li> <li>Anode and cathode placed in parallel with distance of 1.4 cm.</li> </ul>	1500	217 $\Omega$	67 $\pm$ 1 W/m <sup>3</sup>	(64)
2	Leaf	<ul style="list-style-type: none"> <li>Double chambered</li> <li>Temperature 33<math>\pm</math>2C</li> </ul>	3000	External=10 $\Omega$ Internal=198 $\Omega$	5.6 W/m <sup>3</sup>	(65)
3	Rice straw	<ul style="list-style-type: none"> <li>Single-chamber air-cathode</li> <li>Air-cathode MFCs, biofilm was formed on the water-facing side the cathode</li> </ul>	400	524.7 $\pm$ 3.2 mV	137.6 $\pm$ 15.5 mW/m <sup>2</sup>	(66)
4	Bamboo	<ul style="list-style-type: none"> <li>Acrylic MFC</li> <li>Anode and cathode chamber</li> </ul>	75 – 80%	0.76	0.3 – 0.6	(67)

**Figure 7:** Correlation on Bioremediation and Electricity Generation through MFC application.

## CONCLUSION

The numerous substrates that have been employed in MFCs for current production as well as waste treatment are summarised in this paper. MFC is a potential method for producing electricity from organic materials; particularly organic waste of various origins. MFC has various advantages because it deals with the creation of power from waste materials. For example, it produces low-cost electricity from waste materials; people will be able to create power in their houses all year because wastes are freely available, and MFC will lead to waste clean-up thus, it can be used as an alternate method for bioremediation to sustain the water quality of the Tasik Chini too.

## ACKNOWLEDGMENT

The authors would like to thank the Universiti Sains Malaysia for the financial support of this study via the Short

Term Grant (304/PTEKIND/6315353), and the support from the Ministry of Higher Education Malaysia through Fundamental Research Grant Scheme (FRGS)(203/PTEKIND/6711823). The authors have declared no conflict of interest for the manuscript.

## CONFLICTS OF INTEREST

The authors declare that there is no conflict of interests regarding the publication of this manuscript.

## REFERENCES

- Shafie SM, Mahlia TMI, Masjuki HH, Andriyana A. Current energy usage and sustainable energy in Malaysia: A review. *Renew Sustain Energy Rev* [Internet]. 2011;15(9):4370–7. Available from: <https://www.sciencedirect.com/science/article/pii/S1364032111003601>



2. CY K. Energy demand, economic growth, and energy efficiency - the Bakun dam-induced sustainable energy policy revisited. *Energy Policy* [Internet]. 2005;33(5):679–89. Available from: <https://www.cheric.org/research/tech/periodicals/view.php?seq=487652>
3. Ali R, Daut I, Taib S. A review on existing and future energy sources for electrical power generation in Malaysia. *Renew Sustain Energy Rev* [Internet]. 2012;16(6):4047–55. Available from: <http://dx.doi.org/10.1016/j.rser.2012.03.003>
4. Phun C, Bong C, Shin W, Hashim H, Shiun J. Review on the renewable energy and solid waste management policies towards biogas development in Malaysia. *Renew Sustain Energy Rev* [Internet]. 2017;70(July 2015):988–98. Available from: <http://dx.doi.org/10.1016/j.rser.2016.12.004>
5. Pei CS. Coal as an energy resource in Malaysia. 1993;000(estimated 1991):399–410.
6. Guwahati T, Mohan K, Csir T, Modellin M, Gogoi B, Dutta N, Goswami P, Mohan T. A case study of bioremediation of petroleum-hydrocarbon contaminated soil at a ... 2003;7(May 2014):767–82.
7. Onwurah, I. N. E., Ogugua, V. N., Onyike, N. B., Ochonogor, A. E. and Otitoju OF. Crude Oil Spills in the En. *Int J Environ Res* [Internet]. 2007;1(4):307–20. Available from: <http://citeseerx.ist.psu.edu/viewdoc/download?doi=10.1.1.899.4556&rep=rep1&type=pdf>
8. Shoparwe NF, Uzir MH, Sata SA. *Icgsce* 2014. *Icgsce* 2014. 2015;347–54.
9. Martha Ekkert. Global energy transformation: a roadmap to 2050. *Global Energy Transformation. A Roadmap to 2050*. 2018. 76 p.
10. Pimentel D. Renewable and Solar Energy Technologies: Energy and Environmental Issues BT - Biofuels, Solar and Wind as Renewable Energy Systems: Benefits and Risks. In: Pimentel D, editor. Dordrecht: Springer Netherlands; 2008. p. 1–17. Available from: [https://doi.org/10.1007/978-1-4020-8654-0\\_1](https://doi.org/10.1007/978-1-4020-8654-0_1)
11. Naderipour A, Mohd Zin A, Tavalaei J. Utilization Photovoltaic Plan for Energy Conservation and Decrease CO<sub>2</sub> in Universiti Teknologi Malaysia. *Int J Eng Tech Res*. 2013 Aug 1;02:1416–9.
12. Azhari, A.W., Sopian, K., Zaharim, A., & Ghoul MA. A new approach for predicting solar radiation in tropical environment using satellite images - Case study of Malaysia. 2008.
13. Husain Z, Zainal ZA, Abdullah MZ. Analysis of biomass-residue-based cogeneration system in palm oil mills. *Biomass and Bioenergy*. 2003 Feb 1;24:117–24.
14. Potter MC, Waller AD. Electrical effects accompanying the decomposition of organic compounds. *Proc R Soc London Ser B, Contain Pap a Biol Character* [Internet]. 1911 Sep 14;84(571):260–76. Available from: <https://doi.org/10.1098/rspb.1911.0073>
15. Cohen B. The bacterial culture as an electrical half-cell. 1931;21(1):18–9.
16. Bennetto HP, Stirling JL, Tanaka K, Vega CA. Anodic reactions in microbial fuel cells. *Biotechnol Bioeng* [Internet]. 1983 Feb 1;25(2):559–68. Available from: <https://doi.org/10.1002/bit.260250219>
17. Rezaei F, Richard TL, Logan BE. Enzymatic hydrolysis of cellulose coupled with electricity generation in a microbial fuel cell. *Biotechnol Bioeng*. 2008;101(6):1163–9.
18. Akiba T, Bennetto HP, Stirling JL, Tanaka K. Electricity production from alkalophilic organisms. *Biotechnol Lett* [Internet]. 1987;9(9):611–6. Available from: <https://doi.org/10.1007/BF01033196>
19. Chabert N, Amin Ali O, Achouak W. All ecosystems potentially host electrogenic bacteria. *Bioelectrochemistry* [Internet]. 2015;106:88–96. Available from: <http://dx.doi.org/10.1016/j.bioelechem.2015.07.004>
20. Pous N, Koch C, Colprim J, Puig S, Harnisch F. Extracellular electron transfer of biocathodes: Revealing the potentials for nitrate and nitrite reduction of denitrifying microbiomes dominated by *Thiobacillus* sp. *Electrochem commun* [Internet]. 2014;49:93–7. Available from: <https://www.sciencedirect.com/science/article/pii/S1388248114003294>
21. Wong PY, Cheng KY, Kaksonen AH, Sutton DC, Ginige MP. Enrichment of anodophilic nitrogen fixing bacteria in a bioelectrochemical system. *Water Res* [Internet]. 2014;64:73–81. Available from: <https://www.sciencedirect.com/science/article/pii/S0043135414004928>
22. Qu Y, Cao X, Ma Q, Shi S, Tan L, Li X, et al. Aerobic decolorization and degradation of Acid Red B by a newly isolated *Pichia* sp. *TCL. J Hazard Mater* [Internet]. 2012;223–224:31–8. Available from: <https://www.sciencedirect.com/science/article/pii/S0304389412004256>
23. Danish M, Li D, Tabraiz S, Shamurad B, Scott K, Zain M, et al. Science of the Total Environment Integrated air cathode microbial fuel cell-aerobic bioreactor set-up for enhanced bioelectrodegradation of azo dye Acid Blue 29. 2021;756:0–10.
24. Debabrata D. Microbial Fuel Cell A Bioelectrochemical System that Converts Waste to Watts. Debabrata D, editor. Springer International, Switzerland; 2018.
25. Logan BE. Exoelectrogenic bacteria that power microbial fuel cells. *Nat Rev Microbiol*. 2009;7(5):375–81.
26. Chaudhuri SK, Lovley DR. Electricity generation by direct oxidation of glucose in mediatorless microbial fuel cells. *Nat Biotechnol*. 2003;21(10):1229–32.
27. Barton SC, Gallaway J, Atanassov P. Enzymatic biofuel cells for implantable and microscale devices. *Chem Rev*. 2004;104(10):4867–86.
28. Khara J, Chandra A. Microbial fuel cells: Recent trends. *Proc Natl Acad Sci India Sect A - Phys Sci*. 2012;82(1):31–41.
29. Shen L, Farid H, Mcpeek MA. Think Strategically. *Evolution*. 2008. 1–14 p.
30. Logan BE. *Microbial Fuel Cells*. Wiley-Interscience; 2008.
31. Parkash A. Microbial Fuel Cells : A Source of Bioenergy Microbial & Biochemical Technology Microbial Fuel Cells : A Source of Bioenergy. 2016;(July).
32. Du Z, Li H, Gu T. A state of the art review on microbial fuel cells : A promising technology for wastewater treatment and bioenergy. 2007;25:464–82.
33. Zuo Y, Cheng S, Call DF, Logan B. Scalable tubular membrane cathodes for microbial fuel cell applications. *ACS Natl Meet B Abstr*. 2007;41(9):3347–53.
34. Li Z, Yao L, Kong L, Liu H. Electricity generation using a baffled microbial fuel cell convenient for stacking. *Bioresour Technol*. 2008;99(6):1650–5.
35. Aelterman P, Rabaey K, The Pham H, Boon N, Verstraete W. Continuous electricity generation at high voltages and currents using stacked microbial fuel cells. *Commun Agric Appl Biol Sci*. 2006;71(1):63–6.

36. Min B, Logan BE. Continuous electricity generation from domestic wastewater and organic substrates in a flat plate microbial fuel cell. *Environ Sci Technol*. 2004;38(21):5809–14.
37. Gezgin M, Uysal Y. The Effect of Different Substrate Sources Used in Microbial Fuel Cells on Microbial Community. *JSM Env Sci Ecol*. 2016;4(3):1035.
38. Pant D, Van Bogaert G, Diels L, Vanbroekhoven K. A review of the substrates used in microbial fuel cells (MFCs) for sustainable energy production. *Bioresour Technol* [Internet]. 2010;101(6):1533–43. Available from: <http://dx.doi.org/10.1016/j.biortech.2009.10.017>
39. Shanmuganathan P, Rajasulochana P, Ramachandra Murthy A. Factors affecting the performance of microbial fuel cells. *Int J Mech Eng Technol*. 2018;9(9):137–48.
40. Ma S, Wang H, Li J, Fu Y, Zhu W. Methane production performances of different compositions in lignocellulosic biomass through anaerobic digestion. *Energy* [Internet]. 2019;189:116190. Available from: <http://www.sciencedirect.com/science/article/pii/S0360544219318857>
41. Hamid SA, Chan HY, Er AC, Yew WC, Sopian K. The needs of solar energy technology from the perspective of aboriginal people in Tasik Chini. *Green Energy Technol*. 2018;73–83.
42. Habibah A, Hamzah J, Mushrifah I. Sustainable Livelihood of the Community in Tasik Chini Biosphere Reserve: the Local Practices. *J Sustain Dev*. 2010;3(3):184–96.
43. Awang A. Pahang, PPTC konsisten pulihara kelestarian Tasik Chini. *Berita Harian Online* [Internet]. 2021 Jun 13; Available from: <https://www.bharian.com.my/berita/nasional/2021/06/827170/pahan-g-pttc-konsisten-pulihara-kelestarian-tasik-chini>
44. Jabatan Perancangan Bandar dan Desa Negeri Pahang. *Rancang Struktur Negeri Pahang 2050*. PlanMalaysia Pahang [Internet]. 2017; Available from: *Rancang Struktur Negeri Pahang 2050*
45. Bakar S. Promoting Orang Asli Entrepreneur Development At Tasik Chini Ecosystem: A Review. 2020. 455–463 p.
46. Economic Planning Unit. *Malaysia Sustainable Development Goals Voluntary National Review 2017*. 2017.
47. Mohd M, Makhtar Z, Don MM. *Microbial Fuel Cell (MFC) Development from Anaerobic Digestion System*. Springer Singapore; 2018.
48. Piccolino M. Animal electricity and the birth of electrophysiology: the legacy of Luigi Galvani. *Brain Res Bull*. 1998 Jul;46(5):381–407.
49. Bullen RA, Arnot TC, Lakeman JB, Walsh FC. Biofuel cells and their development. *Biosens Bioelectron*. 2006 May;21(11):2015–45.
50. Shukla A, Suresh P, Berchmans S, Rajendran A. Biological Fuel Cells and Their Applications. *Curr Sci*. 2004 Aug 25;87.
51. Roller SD, Bennetto HP, Delaney GM, Mason JR, Stirling JL, Thurston CF. Electron-transfer coupling in microbial fuel cells: 1. comparison of redox-mediator reduction rates and respiratory rates of bacteria. *J Chem Technol Biotechnol* [Internet]. 1984 Mar 1;34(1):3–12. Available from: <https://doi.org/10.1002/jctb.280340103>
52. Wilkinson S. “Gastrobots”—Benefits and Challenges of Microbial Fuel Cells in FoodPowered Robot Applications. *Auton Robots* [Internet]. 2000;9(2):99–111. Available from: <https://doi.org/10.1023/A:1008984516499>
53. Ieropoulos I, Melhuish C, Greenman J. Artificial Metabolism: Towards True Energetic Autonomy in Artificial Life BT - *Advances in Artificial Life*. In: Banzhaf W, Ziegler J, Christaller T, Dittrich P, Kim JT, editors. Berlin, Heidelberg: Springer Berlin Heidelberg; 2003. p. 792–9.
54. Kim HJ, Park HS, Hyun MS, Chang IS, Kim M, Kim BH. A mediator-less microbial fuel cell using a metal reducing bacterium, *Shewanella putrefaciens*. *Enzyme Microb Technol*. 2002;30(2):145–52.
55. Sabri MNIM, Shamsuddin NA, Alias MFA, Tajaruddin HA, Makhtar MZ. Assessment of Power Generation from Dewatered Sludge using Membrane-Less Microbial Fuel Cell. *IOP Conf Ser Earth Environ Sci*. 2021;765(1):012060.
56. Shi L, Squier TC, Zachara JM, Fredrickson JK. Respiration of metal (hydr)oxides by *Shewanella* and *Geobacter*: a key role for multihaem c-type cytochromes. *Mol Microbiol* [Internet]. 2007 Jul 1;65(1):12–20. Available from: <https://doi.org/10.1111/j.1365-2958.2007.05783.x>
57. Gregory KB, Bond DR, Lovley DR. Graphite electrodes as electron donors for anaerobic respiration. *Environ Microbiol*. 2004;6(6):596–604.
58. Bond DR, Holmes DE, Tender LM, Lovley DR. Electrode-reducing microorganisms that harvest energy from marine sediments. *Science*. 2002 Jan;295(5554):483–5.
59. Tender LM, Reimers CE, Stecher HA 3rd, Holmes DE, Bond DR, Lowy DA, et al. Harnessing microbially generated power on the seafloor. *Nat Biotechnol*. 2002 Aug;20(8):821–5.
60. Lee J, Phung NT, Chang IS, Kim BH, Sung HC. Use of acetate for enrichment of electrochemically active microorganisms and their 16S rDNA analyses. *FEMS Microbiol Lett*. 2003 Jun;223(2):185–91.
61. Rabaey K, Lissens G, Siciliano SD, Verstraete W. A microbial fuel cell capable of converting glucose to electricity at high rate and efficiency. *Biotechnol Lett* [Internet]. 2003;25(18):1531–5. Available from: <https://doi.org/10.1023/A:1025484009367>
62. Kim BH, Park HS, Kim HJ, Kim GT, Chang IS, Lee J, et al. Enrichment of microbial community generating electricity using a fuel-cell-type electrochemical cell. *Appl Microbiol Biotechnol*. 2004 Feb;63(6):672–81.
63. Muaz MZM, Abdul R, Vadivelu VM. Recovery of energy and simultaneous treatment of dewatered sludge using membrane-less microbial fuel cell. *Environ Prog Sustain Energy*. 2019;38(1):208–19.
64. Catal T, Cysneiros D, O’Flaherty V, Leech D. Electricity generation in single-chamber microbial fuel cells using a carbon source sampled from anaerobic reactors utilizing grass silage. *Bioresour Technol* [Internet]. 2011;102(1):404–10. Available from: <http://europepmc.org/abstract/MED/20667712>
65. Neethu B, Bhowmick GD, Fathima A, Ghangrekar MM. Anodic inoculum pre-treatment by extracts of *Azadirachta indica* leaves and *Allium sativum* peels for improved bioelectricity recovery from microbial fuel cell. *Int J Hydrogen Energy* [Internet]. 2020;45(43):23391–400. Available from: <https://www.sciencedirect.com/science/article/pii/S0360319920322230>
66. Wang Z, Lee T, Lim B, Choi C, Park J. Microbial community structures differentiated in a single-chamber air-cathode microbial fuel cell fueled with rice straw hydrolysate. *Biotechnol Biofuels* [Internet]. 2014;7(1):9. Available from: <https://doi.org/10.1186/1754-6834-7-9>
67. Dai HN, Duong Nguyen T-A, My LE L-P, Tran M Van, Lan T-H, Wang C-T. Power generation of *Shewanella oneidensis* MR-1 microbial fuel cells in bamboo fermentation effluent. *Int J Hydrogen Energy* [Internet]. 2021;46(31):16612–21. Available from: <https://www.sciencedirect.com/science/article/pii/S0360319920337381>

68. (JAKOA) JKOAM. Suku Kaum/ Bangsa [Internet]. 2017 [cited 2021 Jun 15]. Available from: <http://www.jakoa.gov.my/orang-asli/info-orang-asli/suku-kaumbangsa>